

# K12 PARTNERSHIPS

ANNUAL REPORT | 2022-23

Western  
Technical College





## THANKS TO YOUR PARTNERSHIP



Western Technical College's Mission is to change the lives of students and grow our communities. There is no better example of that mission in action than with you, our K12 partners. Thanks to our trusted relationship, we again have expanded dual credit programming, exposed students to a wide range of career pathways, and connected industry partners with future employees.

There is no doubt our future together is bright and full of opportunities to improve the economic mobility of students in our region.

This K12 Annual Report provides a snapshot of our work together during the 2022-23 school year. It showcases the ways Western supports your districts. From our admissions coaches helping your juniors choose the correct path to our College Connections team taking your 7th graders on a tour of our Integrated Technology Center, we are honored to be valuable partners. We know your students and communities feel similarly, which is why nearly 20% of our district's graduating class of 2023 is now attending Western Technical College.

Western celebrates the tremendous, continued growth of transcripted credit across the region. Together, we crossed the 5,000-student mark this year, helping students earn over 20,000 credits and helping taxpayers save more than three million dollars. This was nearly a 20% increase from last year. Students in your community are leaving high school with more credits than ever.

Western has connected with you in a myriad of other ways. Our Regional Locations are hubs for K12 activities, academies, and tours for our K12 Partners. Our BIS Team helps make K12 connections with employers in the region through job fairs, workplace tours, and sponsorships. Our Learner Support and Transition Division provides HSED programming to many area districts. We do all of this to ensure that students have information about and access to careers available in your community. We are proud of our robust collaboration.

Thank you for your continued partnership and access to future students. Western Technical College celebrates your achievements!

Sincerely,

**Roger Stanford**, *President*  
Western Technical College

## CONTACT US TO:

### **EXPAND CAREER PATHWAY OPPORTUNITIES**

- Explore new transcripted credit pathways for your district
- Align new teachers to offer transcripted credit courses
- Build academy opportunities at your nearest regional location
- Contract Western instructors to offer courses in your district

### **GET YOUR STUDENTS INVOLVED**

- Sign up for high school career pathway exploration events
- Get involved in our summer programming, running at each regional learning center in 2024
- Build something new with your district



**Isaac Mezera**  
*K12 Partnerships Manager*  
mezera@westerntc.edu  
608-785-9550



**Tyler Ludeking**  
*K12 Partnerships Specialist*  
ludekingt@westerntc.edu  
608-769-6232



**Deb Hether**  
*Director of Enrollment Services*  
hetherd@westerntc.edu  
608-785-9588

# STUDENT ENROLLMENT DATA

High School	Western	Total Grads	Percent Enrolled
Arcadia High School	22	95	23.16%
Bangor High School	13	52	25.00%
Black River Falls Senior High	14	113	12.39%
Blair-Taylor High School	6	40	15.00%
Cashton Middle/High School	9	42	21.43%
Cochrane-Fountain City High School	9	45	20.00%
Desoto High School	6	31	19.35%
Royall High School	11	36	30.56%
Gale-Ettrick-Trempealeau High School	12	102	11.76%
Hillsboro High School	4	47	8.51%
Holmen High School	73	282	25.89%
Independence High School	3	23	13.04%
Lacrosse: Central Senior High School	45	237	18.99%
Lacrosse: Logan Senior High School	41	158	25.95%
Lafarge High School	1	16	6.25%
Mauston High School	24	119	20.17%
Melrose-Mindoro Jr/Sr High School	7	65	10.77%
Necedah High School	6	41	14.63%
New Lisbon High School	4	43	9.30%
Norwalk-Ontario: Brookwood High School	10	41	24.39%
Onalaska High School	43	219	19.63%
Sparta Senior High School	35	175	20.00%
Tomah Senior High School	47	183	25.68%
Viroqua High School	7	63	11.11%
Westby High School	12	70	17.14%
West Salem High School	24	121	19.83%
Whitehall Memorial Jr/Sr High School	2	61	3.28%
<b>Total</b>	<b>490</b>	<b>2,520</b>	<b>19.44%</b>








 **18 STUDENTS**  
**EARNED TECHNICAL DIPLOMAS**  
 WHILE IN HS VIA **DUAL CREDIT**

- 2 AUTOMOTIVE TECHNICIAN
- 11 BASIC WELDING
- 5 EMERGENCY MEDICAL TECHNICIAN

**202** **CERTIFICATES**  
**EARNED** WHILE IN HS VIA **DUAL CREDIT**

- 69 NURSING ASSISTANT
- 109 CUSTOMER SERVICE REPRESENTATIVE
- 24 SALES FUNDAMENTALS

# CAREER CLUSTERS WITH TRANSCRIPTED CREDIT

<b>AGRICULTURE</b>	<b>COURSES OFFERED</b> <b>3</b>	<b>TEACHERS</b> <b>20</b>	<b>TOTAL ENROLLMENTS</b> <b>674</b>	<b>DISTRICTS PARTICIPATING</b> <b>70%</b>	
<b>ARCHITECTURE CONSTRUCTION</b>	<b>COURSES OFFERED</b> <b>3</b>	<b>TEACHERS</b> <b>21</b>	<b>TOTAL ENROLLMENTS</b> <b>537</b>	<b>DISTRICTS PARTICIPATING</b> <b>48%</b>	
<b>BUSINESS</b>	<b>COURSES OFFERED</b> <b>10</b>	<b>TEACHERS</b> <b>42</b>	<b>TOTAL ENROLLMENTS</b> <b>6,282</b>	<b>DISTRICTS PARTICIPATING</b> <b>78%</b>	
<b>EDUCATION &amp; TRAINING</b>	<b>COURSES OFFERED</b> <b>4</b>	<b>TEACHERS</b> <b>24</b>	<b>TOTAL ENROLLMENTS</b> <b>627</b>	<b>DISTRICTS PARTICIPATING</b> <b>60%</b>	
<b>GENERAL STUDIES</b>	<b>COURSES OFFERED</b> <b>8</b>	<b>TEACHERS</b> <b>11</b>	<b>TOTAL ENROLLMENTS</b> <b>293</b>	<b>DISTRICTS PARTICIPATING</b> <b>37%</b>	
<b>HEALTH SCIENCES</b>	<b>COURSES OFFERED</b> <b>3</b>	<b>TEACHERS</b> <b>13</b>	<b>TOTAL ENROLLMENTS</b> <b>132</b>	<b>DISTRICTS PARTICIPATING</b> <b>37%</b>	
<b>TRANSPORTATION</b>	<b>COURSES OFFERED</b> <b>2</b>	<b>TEACHERS</b> <b>7</b>	<b>TOTAL ENROLLMENTS</b> <b>199</b>	<b>DISTRICTS PARTICIPATING</b> <b>26%</b>	

# SAVINGS BY DISTRICT

High School	Unduplicated Students	Credits	Savings
Alma Center: Lincoln High School	15	30	\$4,618.50
Aquinas High School	69	245	\$35,977.75
Arcadia High School	157	675	\$99,843.25
Bangor High School	88	263	\$39,341.85
Black River Falls High School	174	620	\$91,886.50
Blair-Taylor High School	89	336	\$49,112.70
Brookwood High School	68	288	\$42,105.60
Cashton High School	68	271	\$40,124.45
Cochrane-Fountain City High School	64	252	\$36,795.90
Desoto High School	41	136	\$19,983.20
Gale-Ettrick-Trempealeau High School	218	866	\$133,271.20
Hillsboro High School	24	72	\$10,436.40
Holmen High School	718	2909	\$441,333.40
Independence High School	66	243	\$35,612.85
Lacrosse: Central Senior High School	478	1948	\$295,893.10
Lacrosse: Logan Senior High School	308	1017	\$153,371.65
Lafarge High School	7	9	\$1,322.55
Mauston High School	175	734	\$117,379.80
Melrose-Mindoro High School	104	604	\$99,937.30
Necedah High School	16	51	\$8,346.90
New Lisbon High School	92	322	\$49,397.90
Onalaska High School	450	1898	\$302,324.60
Royall High School	30	86	\$12,771.70
Sparta Senior High School	262	1204	\$200,765.80
Tomah Senior High School	552	2539	\$391,484.10
Viroqua High School	91	311	\$45,770.95
West Salem High School	327	1295	\$196,332.25
Westby High School	181	923	\$144,577.00
Whitehall High School	69	191	\$28,170.95
<b>Totals:</b>	<b>5,001</b>	<b>20,338</b>	<b>\$3,128,290.10</b>

## 2021-2022

**Unduplicated Students Served:** 4,322

**Tuition Saved:** \$2,511,584.10

**Total Credits:** 16,743

## 2019-2020

**Unduplicated Students Served:** 2,632

**Tuition Saved:** \$1,348,559.60

**Total Credits:** 8,286

## 2020-2021

**Unduplicated Students Served:** 3,609

**Tuition Saved:** \$1,877,182.90

**Total Credits:** 12,853

## 2018-2019

**Unduplicated Students Served:** 3,369

**Tuition Saved:** \$1,617,801.70

**Total Credits:** 10,590

# COLLEGE CONNECTIONS AND EXPERIENCES

INDIVIDUAL TOURS

23-24

313

TOURS GIVEN

PROGRAM PREVIEW

NUMBERS

23-24

58

PARTICIPANTS

## PROGRAM PREVIEW AREAS

- ADVANCED MANUFACTURING
- AGRICULTURE & NATURAL RESOURCES
- BUSINESS & PROFESSIONAL SERVICES
- DESIGN & CONSTRUCTION TECHNOLOGY
- HEALTH SCIENCES
- EDUCATION AND HUMAN SERVICES
- UNIVERSITY TRANSFER
- PUBLIC SAFETY
- SCIENCE, TECHNOLOGY, ENGINEERING, AND MATHEMATICS (STEM)
- TRANSPORTATION

Connect with us to schedule individual, class, or school tours

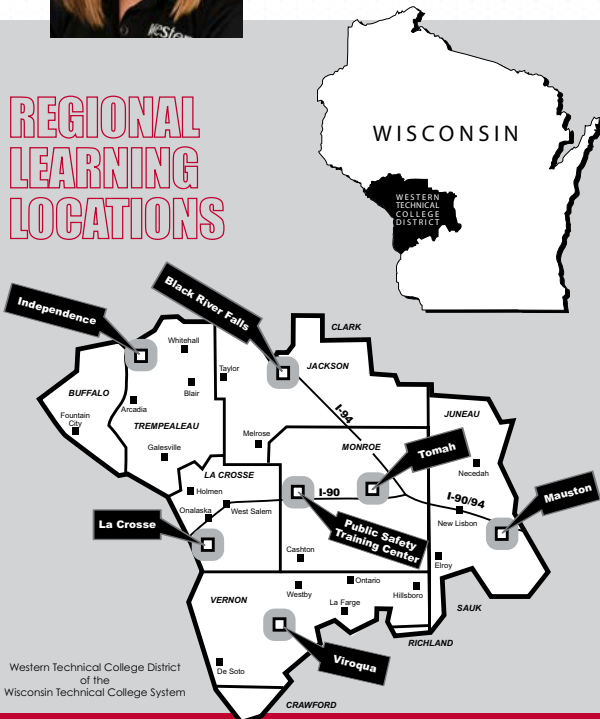


**Mac Kiel**  
College Connections &  
Experience Manager  
kielm@westerntc.edu  
608-769-4709



**Mackenzie Flaherty**  
College Connections &  
Experience Associate  
flahertym@westerntc.edu  
608-785-9154

## REGIONAL LEARNING LOCATIONS



Western Technical College District  
of the  
Wisconsin Technical College System

### Black River Falls

24 Fillmore Street | Black River Falls, WI  
715-284-2253

### Independence

36084 Walnut Street | Independence, WI  
715-985-3392

### Mauston

1000 College Avenue | Mauston, WI  
608-847-7364

### Tomah

120 East Milwaukee Street | Tomah, WI  
608-374-7700

### Viroqua

220 South Main | Viroqua, WI  
608-637-2612

### Sparta Public Safety Training Center

11177 County Rd A | Sparta, WI  
608-269-1611



# START COLLEGE NOW

# 25

DISTRICTS EARNED

# 1,679

# CREDITS



## REACH OUT TO HS COACHES TO:

Learn about dual credit opportunities

Explore career pathway opportunities

Review the college application process

Understand financial aid and scholarship information

Make connections with resources to reduce barriers

Explore start college now options

### WESTERN ADMISSIONS COACHES

Our admissions coaches offer services to all high school students, no matter where their path may take them. The role of our coaches is to reduce barriers to enrolling in college and to help students navigate through each step of the college application and enrollment process. At Western, our admissions coaches work with students through registration for a student's first term.



#### Caitlin Locy

*Outreach & Admissions Manager*  
locyc@westerntc.edu  
608-789-6022



#### Haley Hanson

*Admissions Coach*  
hansonh@westerntc.edu  
608-789-6157

**Haley serves the following schools:**

Arcadia, Bangor, Black River Falls, Blair-Taylor, Brookwood, Cashton, Cochrane-Fountain City, Independence, Onalaska, Sparta, Tomah, Whitehall



#### Molly Hundt

*College Connections & Experience Manager*  
hundtmolly@westerntc.edu  
608-785-9442

**Molly serves the following schools:**

Central, Gale-Ettrick-Trempealeau, Holmen, iLead Academy, Logan, Mauston, Melrose-Mindoro, Necedah, New Lisbon, Royall, West Salem



#### Bethany Jacobson

*Admissions Coach*  
jacobsonb@westerntc.edu  
608-789-2066

**Bethany serves the following schools:**

Aquinas, Caledonia, De Soto, Hillsboro, Houston, La Crescent, La Farge, Luther, Viroqua, Westby, Homeschool Students, Out of District Students in WI, MN Students



#### Jackie Morris

*Admissions Coach*  
morrismetjackie@westerntc.edu  
608-785-9154

**Jackie serves the following schools:**

ACE Academy (Holmen), Challenge Academy, Coulee Connections LLC, Coulee Regional Alternative HS, Coulee Region Virtual Academy (La Crosse), La Crosse Polytechnic, Laurel High School, Robert Kupper Learning Center, Sparta Alternative Independent Learning School, Western Alternative High School, Youth Initiative High School





# WESTERN FACTS AT A GLANCE



TRANSCRIBED CREDIT  
CLASSROOM VISITS

**25 DISTRICTS**

240 Individual Classrooms  
3,000 Students  
Career pathway information  
connected to their class.



**5,208** Dual Credit  
Students

**48%** Were Female

**15%** Underrepresented  
Minority



**SUMMER CAREER  
EXPLORATION EVENTS**  
7th – 9th Graders

**3 CAREER PATHWAYS**  
Healthcare, Manufacturing, Transportation  
**IN 4 LOCATIONS**

**CAREER EXPO  
10 DISTRICTS**

partnered with Western's  
Business and Industry Services Team



Western  
Technical College  
BUSINESS AND  
INDUSTRY SERVICES

**NTO NON-TRADITIONAL  
OCCUPATIONS**  
**99%** BOYS  
growth from 2021 to 2023  
in transcribed credit classes

Administrative Professional,  
Early Childhood, Foundations of Education

**NTO NON-TRADITIONAL  
OCCUPATIONS**  
**47%** GIRLS  
growth from 2021 to 2023  
in transcribed credit classes

Agri-Business Science,  
Business Management, Manufacturing

**Western**  
Technical College

400 7th Street North | La Crosse, WI | 800-322-9982